




P3M3H™, P6M3H™

3-VALVE HARD SEAT MANIFOLD

3-VALVE MANIFOLD

3/16" and 3/8" Bore 3-valve Manifold


The 3-valve hard seat manifold designed for instrument calibration incorporates two shut-off valves and an equalizing valve in a single body. The manifold features a valve body manufactured from extruded solid bar, robust stems and bonnets pinned for safety. Two standard mount holes are provided for bracket support. The manifold's globe-pattern provides maximum shut-off. Parker offers the manifold with a variety of special tips, materials and configurations that meet most application requirements.



Standard Features


Benefits

Hydrotested at 150% of rated pressure (shell test). Nitrogen gas tested to 2000 psi.




Complies with ASME B31.1 & B31.3 shell testing procedures as standard. Ensures structural integrity of valve.

Seat tightness (zero leakage) verified to 110% of rated pressure. Nitrogen gas tested to 2000 psi.




Complies with ASME B31.1 & B31.3 seat testing procedures as standard. Ensures zero leakage at seats for proper calibration.

Packing below stem threads




Prevents corrosion of critical stem threads

Metal body-to-bonnet seals are in compression, not tension



Mitigates risk of stress cracking

Stem threads are rolled, not cut




Higher quality stem for longer service life

8 RMS stem finish



Extended packing life

V-Style Teflon™ packing



30-40% less operational torque and less frequent packing adjustments than traditional Teflon™ packed valves

Pressure component materials sourced from the US, Canada or Europe



Reliable material traceability. MTR's provided with every order for pressure containing components.

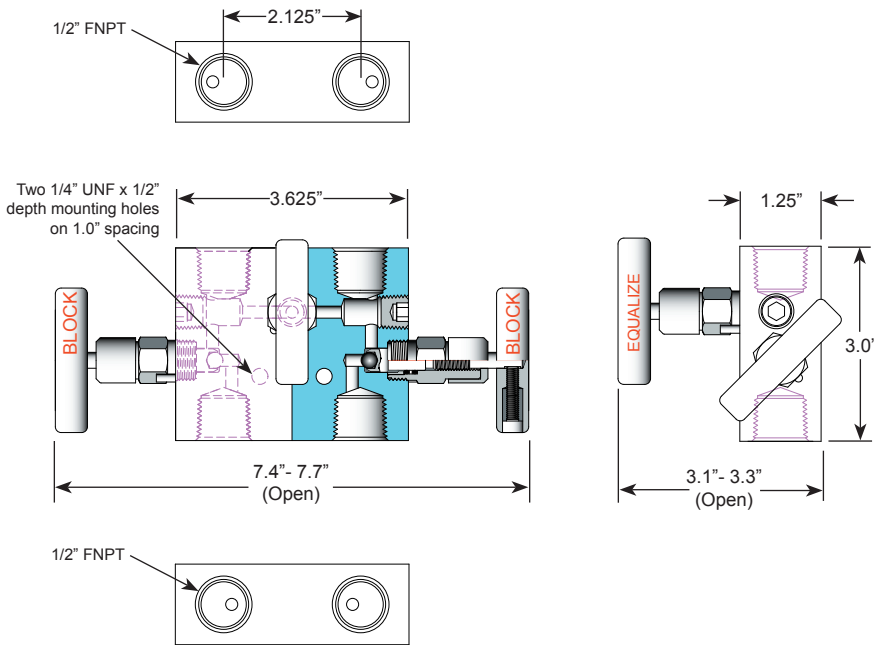
Solutions for Oil & Gas and Petrochemical Processing





P3M3H™, P6M3H™ Pipe x Pipe Technical Specifications

3/16" Bore Configuration

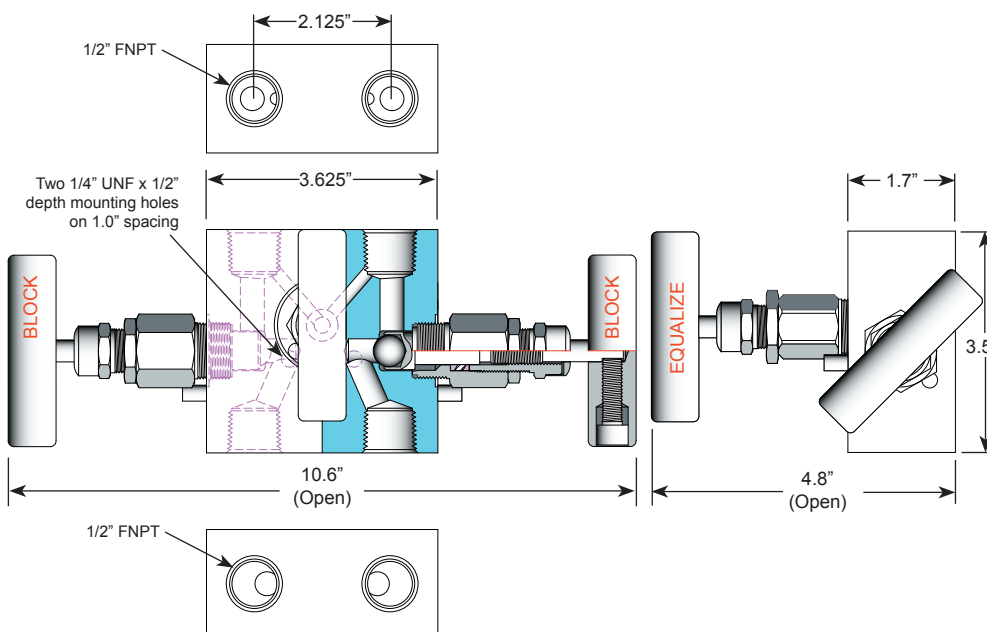


Specifications:

Type: **P3M3H**, 3-valve Manifold, Globe Pattern
 Rating: Up to 6000 psi @ 100°F
 (41370 kPa @ 38°C)
 Stem: Needle tip or Ball tip
 Packing: Viton™ O-ring, Teflon™ or Grafoil™
 Seat: Integral
 Handle: Removable
 Bore Size: 3/16"
 Inlet Connections: FNPT
 Outlet Connections: FNPT
 Bonnet Lock: Pin or Plate
 Body Stock: 3.625" x 3.00" x 1.25"
 Weight: 4.5 - 5.1 lbs
 Special Service: O₂ or Cl cleaning available*

*Other specifications or services may be available.

3/8" Bore Configuration



Specifications:

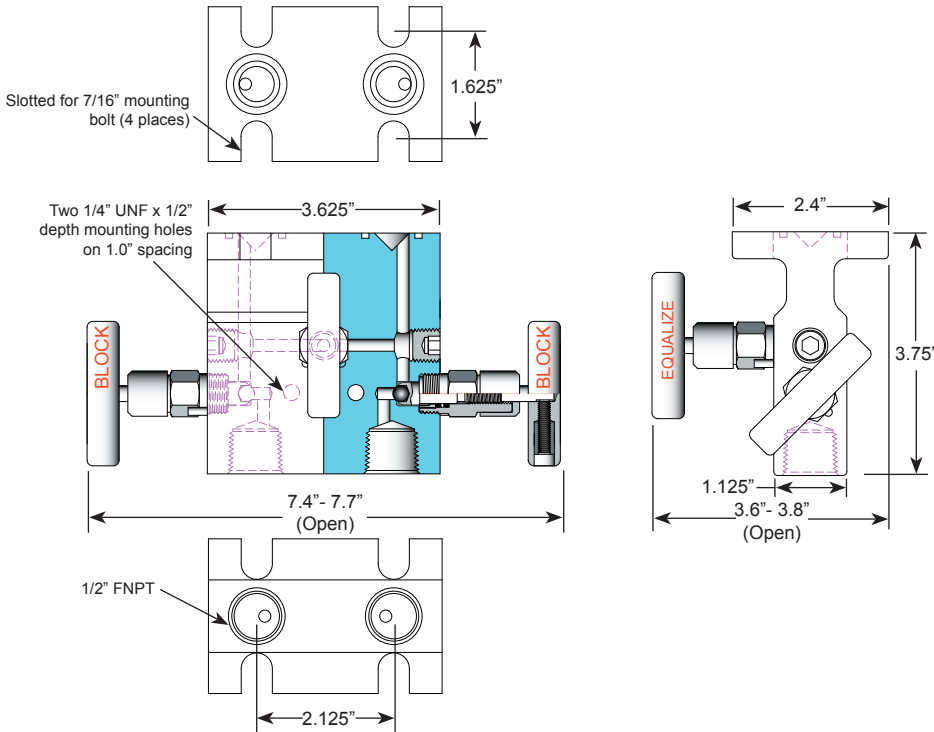
Type: **P6M3H**, 3-valve Manifold, Globe Pattern
 Rating: Up to 6000 psi @ 100°F
 (41370 kPa @ 38°C)
 Stem: Needle tip or Ball tip
 Packing: Viton™ O-ring, Teflon™ or Grafoil™
 Seat: Integral
 Handle: Removable
 Bore Size: 3/8"
 Inlet Connections: FNPT
 Outlet Connections: FNPT
 Bonnet Lock: Pin or Plate
 Body Stock: 3.625" x 3.5" x 1.7"
 Weight: 7.0 - 7.2 lbs
 Special Service: O₂ or Cl cleaning available*

*Other specifications or services may be available.



P3M3H™, P6M3H™ Pipe x Flange Technical Specifications

3/16" Bore Configuration

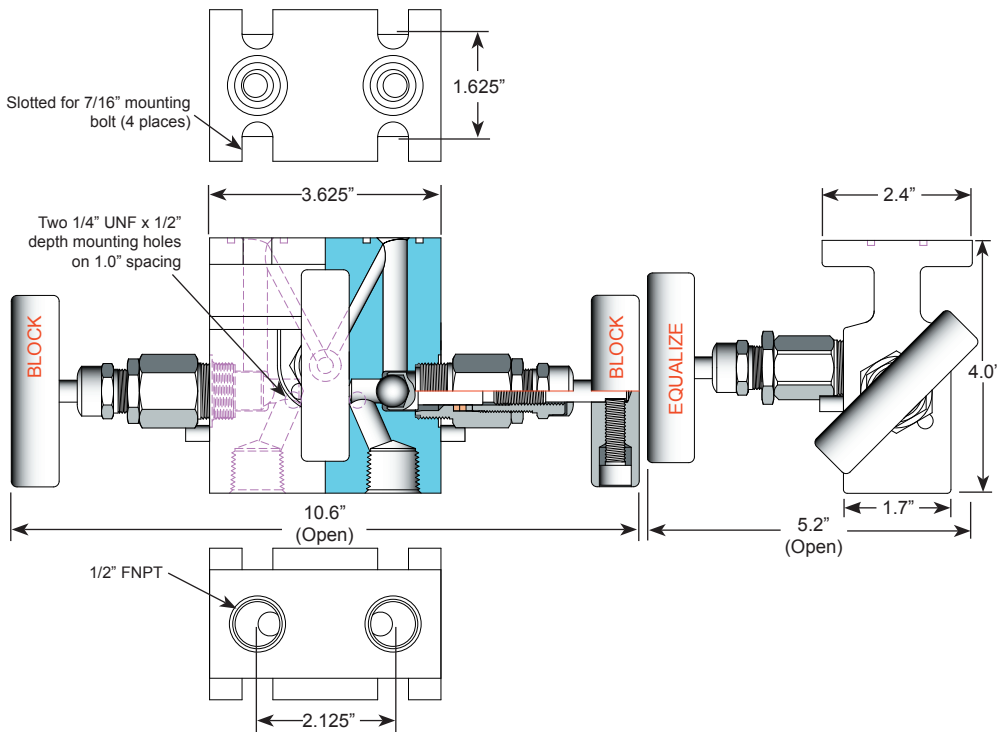


Specifications:

Type: **P3M3H**, 3-valve Manifold, Globe Pattern
 Rating: Up to 6000 psi @ 100°F
 (41370 kPa @ 38°C)
 Stem: Needle tip or Ball tip
 Packing: Viton™ O-ring, Teflon™ or Grafoil™
 Seat: Integral
 Handle: Removable
 Bore Size: 3/16"
 Inlet Connections: FNPT
 Outlet Connections: Flange
 Bonnet Lock: Pin or Plate
 Body Stock: 3.625" x 3.75" x 2.4" x 1.125"
 Weight: 4.5 - 5.1 lbs
 Special Service: O₂ or Cl cleaning available*

*Other specifications or services may be available.

3/8" Bore Configuration



Specifications:

Type: **P6M3H**, 3-valve Manifold, Globe Pattern
 Rating: Up to 6000 psi @ 100°F
 (41370 kPa @ 38°C)
 Stem: Needle tip or Ball tip
 Packing: Viton™ O-ring, Teflon™ or Grafoil™
 Seat: Integral
 Handle: Removable
 Bore Size: 3/8"
 Inlet Connections: FNPT
 Outlet Connections: Flange
 Bonnet Lock: Pin or Plate
 Body Stock: 3.625" x 4.0" x 2.4" x 1.7"
 Weight: 7.5 - 7.7 lbs
 Special Service: O₂ or Cl cleaning available*

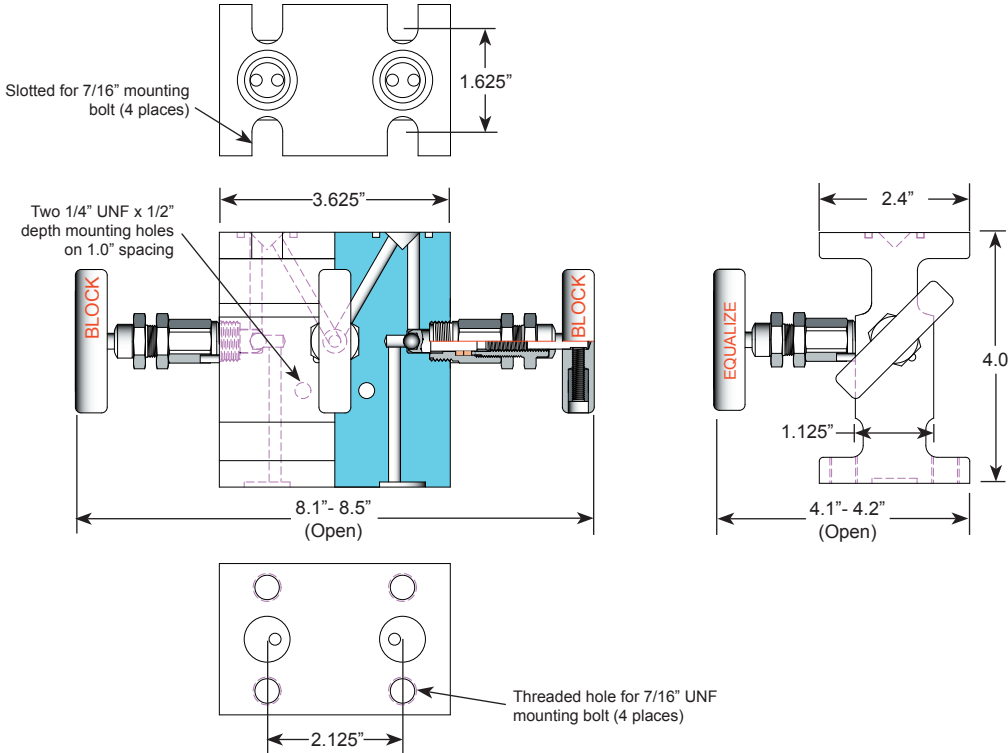
*Other specifications or services may be available.



P3M3H™, P6M3H™

Flange x Flange Technical Specifications

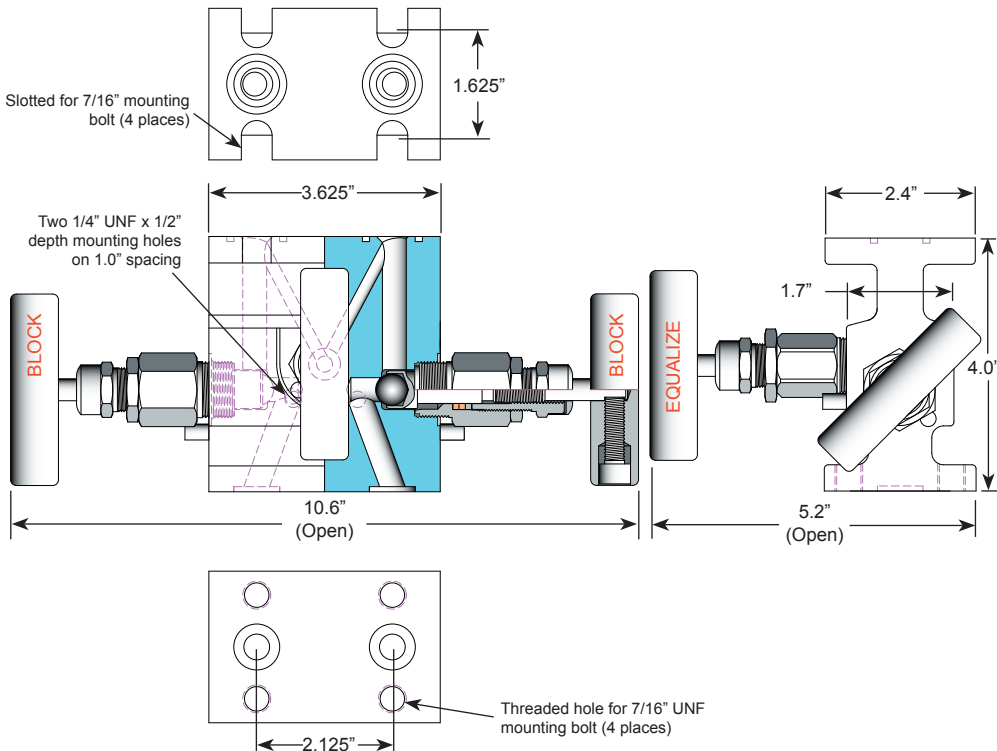
3/16" Bore Configuration



Specifications:

Type: **P3M3H**, 3-valve Manifold, Globe Pattern
 Rating: Up to 6000 psi @ 100°F
 (41370 kPa @ 38°C)
 Stem: Needle tip or Ball tip
 Packing: Viton™ O-ring, Teflon™ or Grafoil™
 Seat: Integral
 Handle: Removable
 Bore Size: 3/16"
 Inlet Connections: Flange
 Outlet Connections: Flange
 Bonnet Lock: Pin or Plate
 Body Stock: 3.625" x 4.0" x 2.4" x 1.125"
 Weight: 4.5 - 5.1 lbs
 Special Service: O₂ or Cl cleaning available*
 *Other specifications or services may be available.

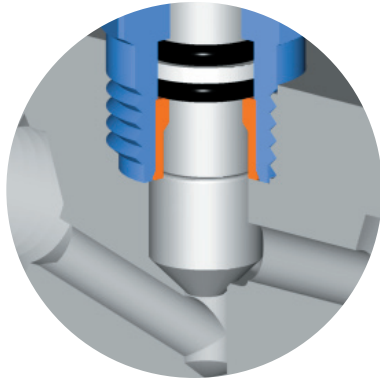
3/8" Bore Configuration



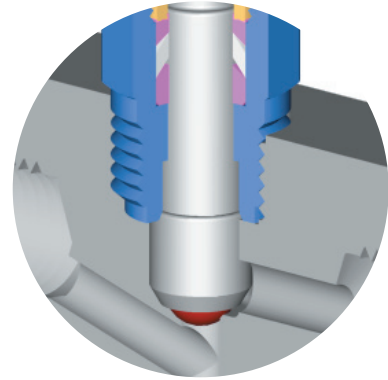
Specifications:

Type: **P6M3H**, 3-valve Manifold, Globe Pattern
 Rating: Up to 6000 psi @ 100°F
 (41370 kPa @ 38°C)
 Stem: Needle tip or Ball tip
 Packing: Viton™ O-ring, Teflon™ or Grafoil™
 Seat: Integral
 Handle: Removable
 Bore Size: 3/8"
 Inlet Connections: Flange
 Outlet Connections: Flange
 Bonnet Lock: Pin or Plate
 Body Stock: 3.625" x 4.0" x 2.4" x 1.7"
 Weight: 7.6 - 7.8 lbs
 Special Service: O₂ or Cl cleaning available*
 *Other specifications or services may be available.

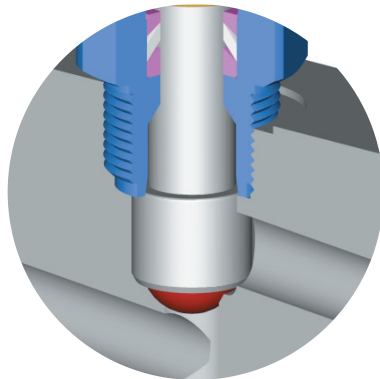
Stem and Seat Configurations



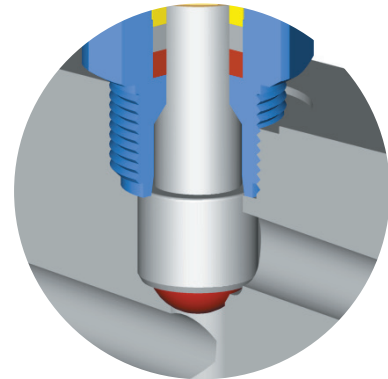
3/16" Bore
O-ring
Configuration



3/16" Bore
Packed
Configuration

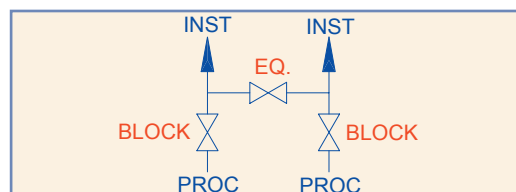


3/8" Bore
Teflon™ Packed
Configuration



3/8" Bore
Grafoil™ Packed
Configuration

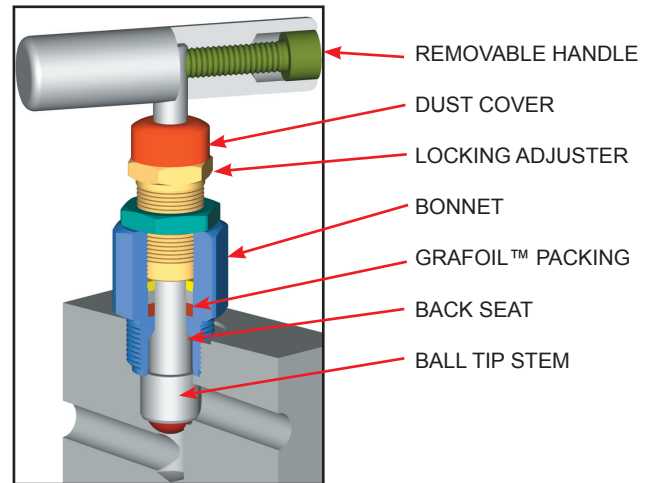
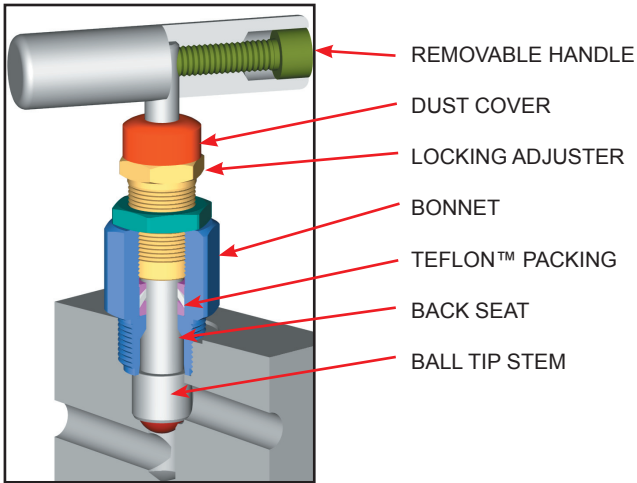
Flow Diagram for All Manifolds





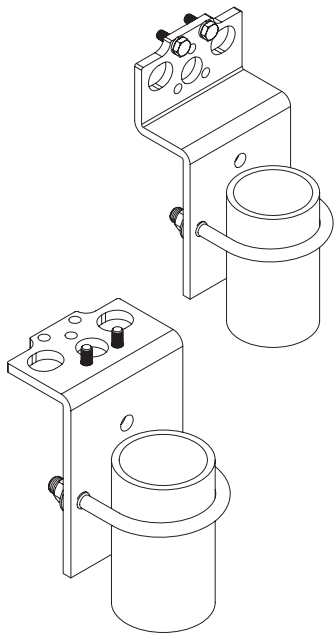
P3M3H™, P6M3H™ Block Bonnet Characteristics and Accessories

Teflon™ and Grafoil™ Packed Bonnet Assembly

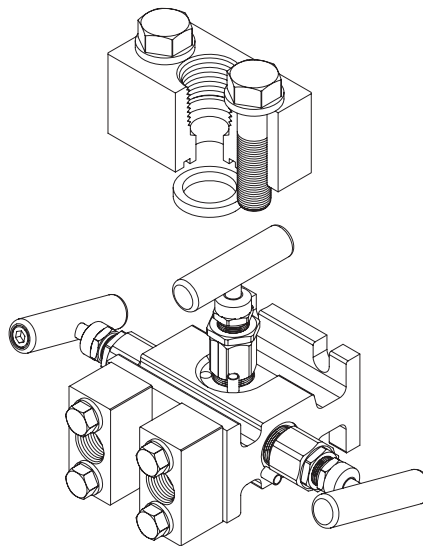


NOTE: BONNET LOCK PIN NOT SHOWN

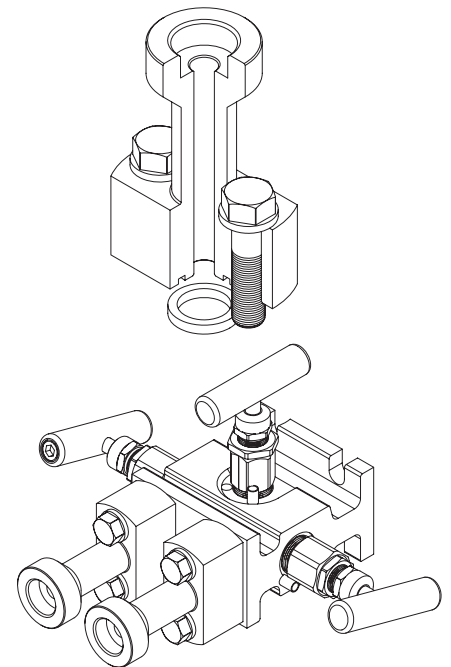
Optional Manifold Accessories



Mounting Bracket Kit



1/2" Female Threaded Adapter



1/2" Socket Weld Adapter



P3M3H™, P6M3H™

Additional Technical Information

Use with Confidence, Parker Products Meet the Following Specifications:

- ✓ ASME B31.1 Power Piping
- ✓ ASME B31.3 Process Piping
- ✓ ASME B16.34 Valves - Flanged, Thread, and Welding End
- ✓ API 598 Valve Inspection and Testing
- ✓ MSS SP-25 Standard Marking Systems for Valves, Fittings and Flange Unions
- ✓ MSS SP-99 Instrument Valves
- ✓ MSS SP-105 Instrument Valves for Code Applications
- ✓ NACE MR0175 for all 316SS valves and A105CS body/316SS bonnet (SC Material Code)

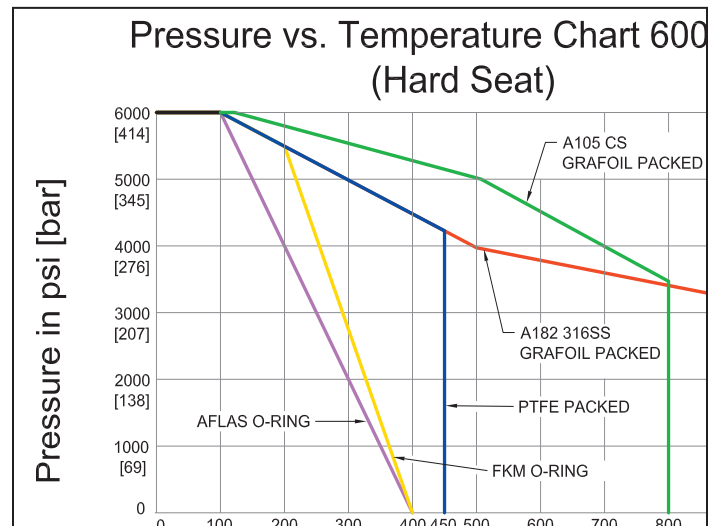
Materials of Construction

Code	SS	SC	CS
Body	ASTM A182 316SS	ASTM A105 CS	ASTM A108 CS
Bonnet	ASTM A182 316SS	ASTM A182 316SS	ASTM A108 CS
Stem	ASTM A182 316SS	ASTM A182 316SS	ASTM A582 303SS
Adjuster	ASTM A582 303SS	ASTM A582 303SS	ASTM A108 CS
Insert	ASTM A182 316SS	ASTM A182 316SS	ASTM A108 CS
Handle	ASTM A582 303SS	ASTM A582 303SS	ASTM A108 CS

Seal & Seat Temperature Rating

Code	Description	Min. Temp.	Max. Temp.
A	Aflas™	15°F (-10°C)	400°F (204°C)
V	Viton™	-20°F (-29°C)	400°F (204°C)
T	Teflon™	-65°F (-54°C)	450°F (232°C)
G	Grafoil™ (SS Body)	-70°F (-56°C)	1000°F (537°C)
	(CS Body)	-70°F (-56°C)	800°F (427°C)

Note: Grafoil™ is suitable for services in excess of 1000°F in a non-oxidizing environment.



Note: Packing material ratings based on manufacturer's specifications. Approximations only. Parker does not represent these values as finite. They are provided only as representative values.



P3M3H™, P6M3H™ Model Numbering System

Parker	Orifice Size	Type	Inlet Size	Inlet Type	Outlet Size	Outlet Type	Material	Packing	Seat	Stem Tip	Option Codes	Description
P	3=3/16"	M3H	8=1/2"	F=FNPT	8=1/2"	F=FNPT	SS=ASTM A182 316/316L	A=Aflas™	Integral (leave blank)	Needle Tip Standard (leave blank)	LB	Bonnet Lock
	6=3/8"			FL=Flange		FL=Flange	SC=ASTM A105 CS*	V=Viton™ (FKM)		B=316SS Ball Tip	CC	Chlorine Clean
				FT=Female Tube Fitting		FT=Female Tube Fitting	CS=ASTM A108 CS*	T=Teflon™ (PTFE)		BC=Ceramic Ball Tip	OC	Oxygen Clean
							C5=ASTM A350 LF2	G=Grafoil™		BM=Monel™ Ball Tip	TG	SS Tag
							N4=Monel™ 400	G4=Low Torque Grafoil™			SGL	Sour Gas ISO NACE Latest Rev.
							N6=Inconel™ 625				N4	Monel™ 400 Stem
							N8=Inconel™ 825				N5	Monel™ 500 Stem
							N2=Hastelloy™ C276				N6	Inconel™ 625 Stem
EXAMPLE: P3M3H8F8FSSTB = 3/16" Orifice, 3-Valve Manifold, 1/2" FNPT Inlet, 1/2" FNPT Outlet, 316 SS Body, Teflon™ Packing, Integral Seat, Ball Tip Stem												
P	3	M3H	8	F	8	F	SS	T		B	N8	Inconel™ 825 Stem
*For code applications, A105 CS must be selected for CS valves. Code grade bolts must be specified for code applications. Note: Standard Bolting Options , CS - carbon steel, Gr.8, zinc plated bolts; SS - stainless steel, 18.8 (304SS) bolts.												
Code Bolting Information												
1. B7, B8C1, B8MC1, B8C2, B8MC2 are code grades to ASTM A193;												
2. To specify code grade bolting, example: 225B7 indicates 2.25" bolt length; B7 grade, alloy steel, AISI 4140/4142												
3. QT -Quenched & Tempered; ST -Carbide Solution Treated; SH -Strain Hardened												
											N2	Hastelloy™ C276 Stem
											H(V)MB	Horizontal (Vertical) Mounting Bracket
											H(V)MBS	SS Horizontal (Vertical) Mounting Bracket
											S6	316 SS Bolts
											225CS	2.25" CS Bolts
											225S4	2.25" 304 SS Bolts
											225S6	2.25" 316 SS Bolts
											TB	1/4" FNPT Test Ports Bottom
											PB	1/4" FNPT Purge Ports Bottom
											B7	AISI 4140/4142 QT
											B8C1	Class 1, 304SS, ST
											B8MC1	Class 1, 316SS, ST
											B8C2	Class 2, 304SS, ST, SH
											B8MC2	Class 2, 316SS, ST, SH

BOLT OPTIONS

BOLT MATERIAL DESIGNATION

Application	Description	Length	CS	304 SS	316 SS
DP Transmitter	Bi-planar Design: Rosemount™ 1151, Honeywell™ 900 etc.	1"	Blank: Standard for CS Manifolds	Blank: Standard for SS Manifolds	-S6
	Coplanar Design: Rosemount™ 3051, 3095, 2024 with coplanar flange.	2 1/4"	-225CS	-225S4	-225S6
Flow Computer	ABB Total Flow, Thermo Fisher™ (with Honeywell™ Transducer Module), Barton Scanner, Bristol Teleflow & TeleTrans	1"	Blank: Standard for CS Manifolds	Blank: Standard for SS Manifolds	-S6
	Fisher™, Flow Automation™ (with Rosemount™ transducer module), Daniel, Dynamic Fluid	2 1/4"	-225CS	-225S4	-225S6
DP Transmitter with DP to GP Adapter	DP Bi-planar design used in combination with DP to GP Adapter (DPG6S)	2"	-200CS	-200S4	-200S6
	DP Coplanar design used in combination with DP to GP Adapter (DPG6S)	3 1/4"	-325CS	325S4	-325S6

Note: For manifolds with dielectric option add 1/4" to bolt length.

For further information please contact:



SAI GLOBAL
ISO 9001
Quality

Parker Hannifin Canada
Instrumentation Group
2620 21st Street N.E.
Calgary, Alberta T2E 7L3
Phone: (403) 291-3154
Fax: (403) 291-3292

Distributor / Representative:

Parker provides the information herein in good faith but makes no representation as to its comprehensiveness or accuracy. The information contained herein is intended only as a guide to its products and services. Individuals using information must exercise independent judgment in evaluating product selection and determining product appropriateness for their particular purpose and system requirements. PARKER MAKES NO REPRESENTATIONS OR WARRANTIES, EITHER EXPRESS OR IMPLIED, INCLUDING WITHOUT LIMITATION ANY WARRANTIES OF MERCHANTABILITY OR FITNESS FOR A PARTICULAR PURPOSE WITH RESPECT TO THE INFORMATION SET FORTH HEREIN OR THE PRODUCT(S) TO WHICH THE INFORMATION REFERS. ACCORDINGLY, PARKER WILL NOT BE RESPONSIBLE FOR DAMAGES (OF ANY KIND OR NATURE, INCLUDING INCIDENTAL, INDIRECT, OR CONSEQUENTIAL DAMAGES) RESULTING FROM THE USE OF OR RELIANCE UPON THIS INFORMATION. Patents and Patents Pending in the U.S. and foreign countries. Parker reserves the right to change product designs and specifications without notice.

PEEK is a registered TM of Whitford Worldwide Company and Whitford B.V. KEL-F is a registered TM of M.W. Kellogg Company. GRAFOIL is a registered TM of High Temperature Materials Inc. and Graftech INC. Corporation. AFLAS is a registered TM of Asahi Glass Co. Ltd. Corporation Japan. MONEL and INCONEL are registered TMs of Huntington Alloys Corporation. HASTELLOY is a registered TM of Haynes International, Inc.

© 2014 by Parker. All rights reserved. Material in this brochure or catalogue may not be reproduced in whole or in part, in any form, without written permission from the publisher.